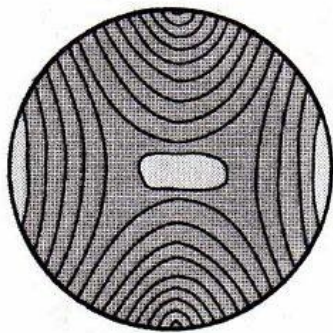


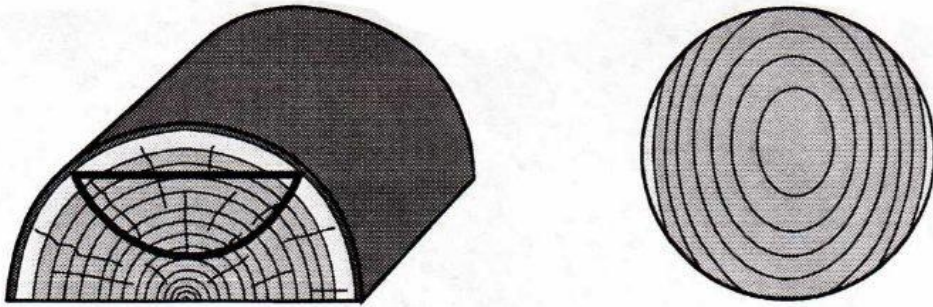
An open form turned with the pith at the rim will display a hyperbolic pattern inside.



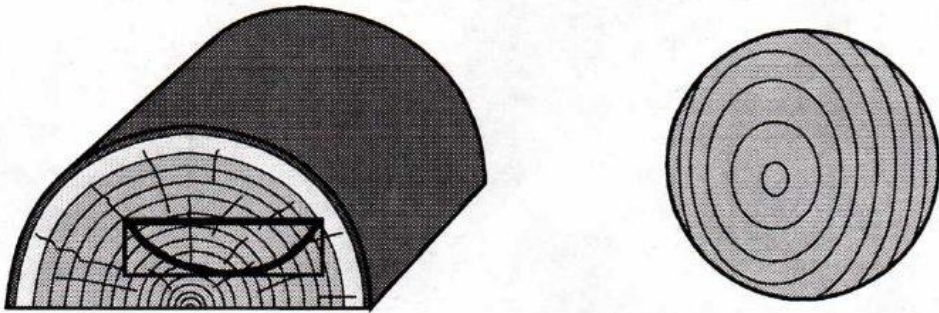
A bowl form in which the rim and bottom cut into the sapwood will show white patches at those points.



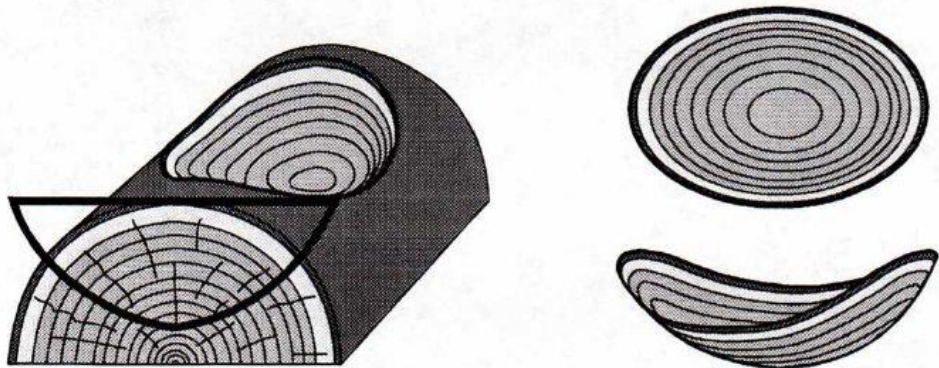
Boards in which the rings are not centered will have the pattern shift toward the pith side.



Open bowls turned with the pith at the bottom will display a concentric oval pattern. The outermost rings will be broken due to the flat rim being cut through them. If the edges cut into the sapwood, a sapwood streak will show at each edge.



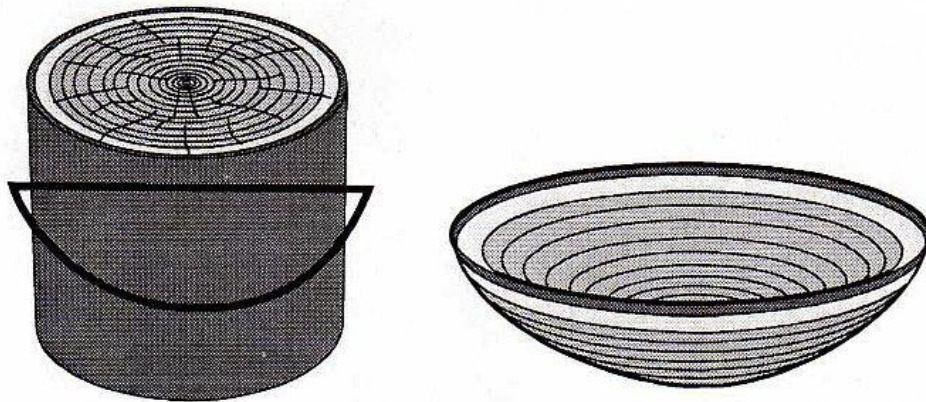
Bowls turned from boards where the pith is off centered will create an off centered pattern.



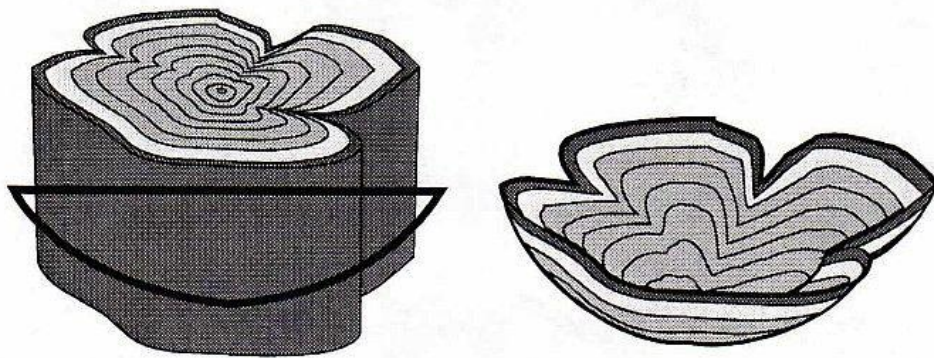
By extending the open form through the bark, an oval shaped bowl with an undulating natural rim will be produced. All the rings will be whole because none of them were cut off by the flat rim.

© Todd Hoyer

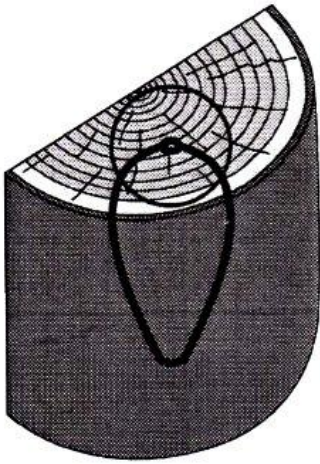




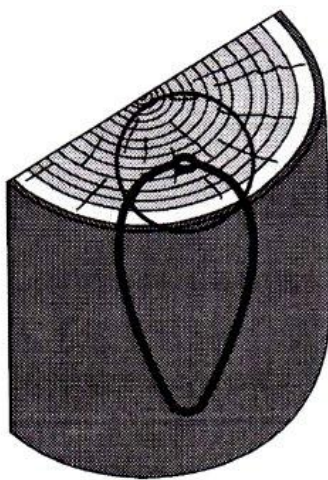
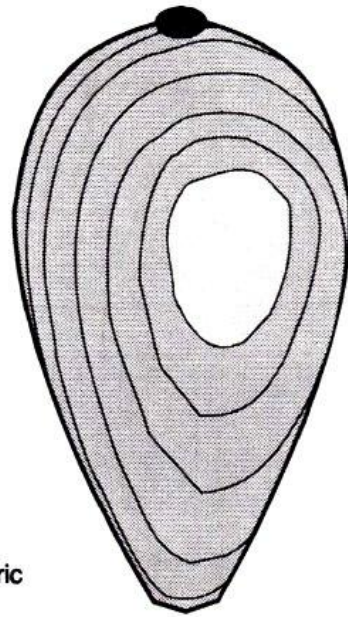
An open form turned from the whole log with the pith at the bottom will have a concentric circular pattern. If the form extends beyond the bark, there will be a natural edged bowl.



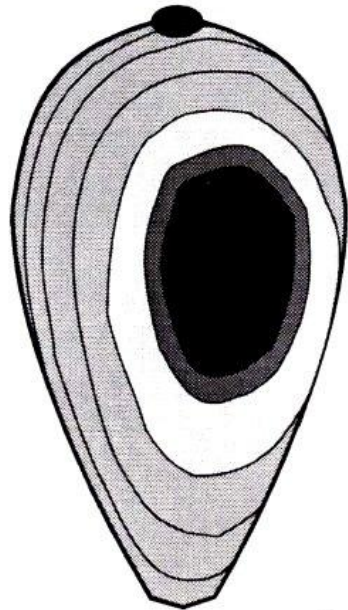
If the log is convoluted, the bowl form will have a scalloped edge.



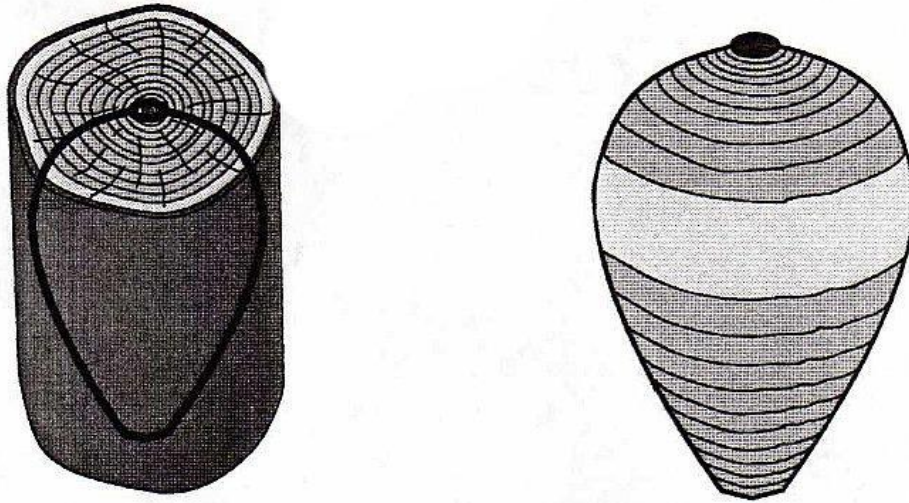
Turning a form in which the diameter extends into the sapwood will show a sapwood patch at the widest portion, surrounded with concentric ovals to the other side.



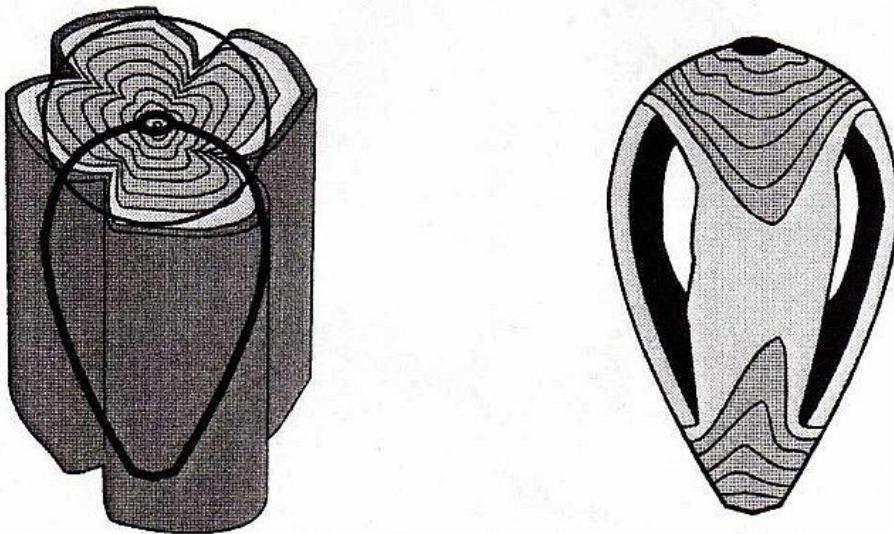
If that diameter overextends the bark, a hole will occur on the side at the widest portion, surrounded by the bark edge and sapwood.



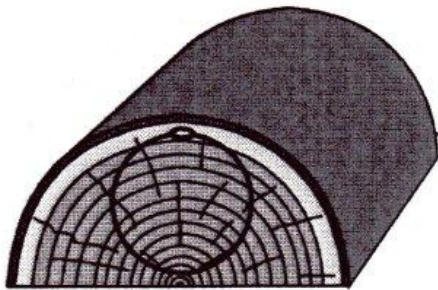




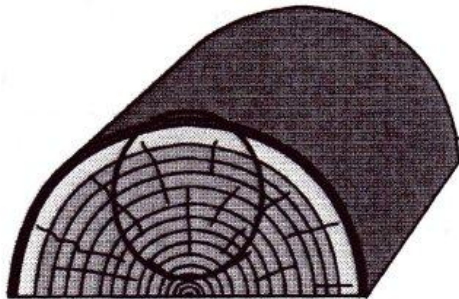
Theoretically, a form turned with the vertical axis through the pith and the larger diameter through the sapwood will have a light ring around the widest portion, with a concentric circular grain pattern.



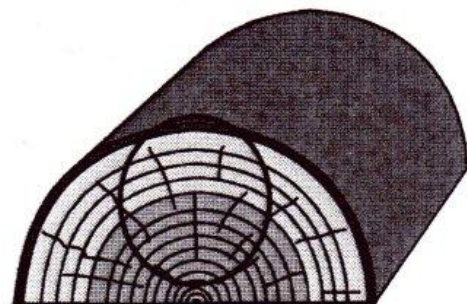
A vase form turned from a convoluted log will have openings along the sides where the wider portion of the form intersects the air.



A form turned from half a log with the opening at the sapwood will have a light spot highlighting the opening and an undulating grain pattern surrounding it.



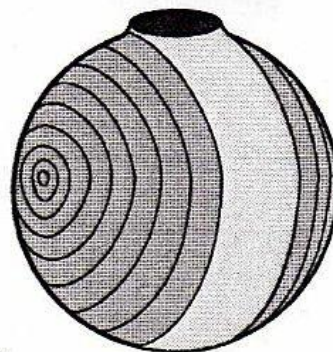
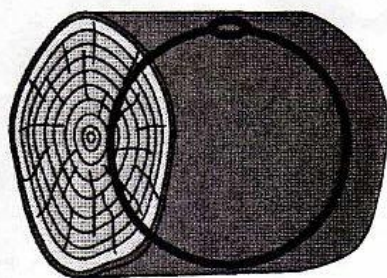
If that form is extended through the bark, a naturally undulating edge will be produced.




The same form turned from a log with a wide sapwood area will appear darker on the bottom and lighter on the top.



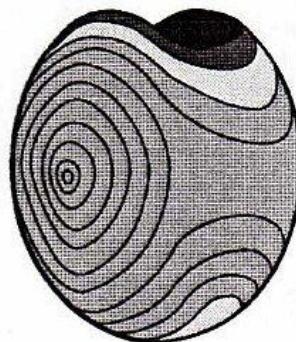





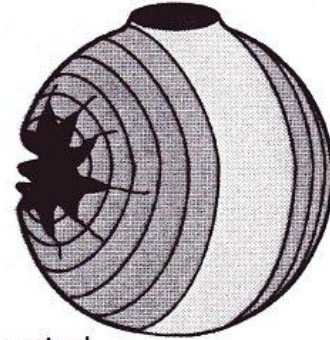
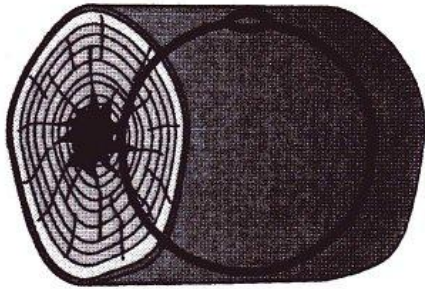
Theoretically, a round form turned with the pith running horizontally through the form will have a light band running from the rim down and around the sides. The rings of the log will show as concentric circles on both sides of the shape.



If this form is turned thin enough, the shrinking growth rings will force the pith outward into a football shape instead of cracking.




That same form, if extended through the log, will have a natural undulating rim surrounded by bark and sapwood.




If the log has a natural hole through the pith, a natural opening will be formed on each side of the vessel.

---



If a similar form is turned from a log that has rot in the center, there will be a naturally rotten edge on the vessel.

---



A tall vessel turned with the wider diameter overextending the hollow center and the outside edge will have a hollow opening extending through the vessel.